

Douglas County Criminal Justice Statistics - 6/24/22

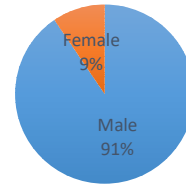
Douglas County Correctional Facility - updated each Friday

Current population	179
Population by gender, race, and ethnicity	
Male	162 91%
Female	17 9%
Asian	0 0%
Black	50 28%
Native American	13 7%
White	116 65%
Hispanic	9 5%
Non-Hispanic	168 95%

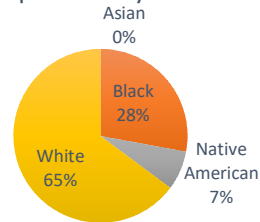
Population by county of residence	
Douglas County resident	116 65%
Not Douglas County resident	50 28%
No zip code (probably homeless in Dg Co)	13 7%

Population housed out-of-county by gender	
Total	17
Male	17
Female	0

Population by Gender



Population by Race



Criminal Justice Services - updated on the first day of each month

Pretrial Release

An alternative to incarceration program established in 2017. Information is available at: <https://douglascountyks.org/depts/pretrial/faq>.

Total supervisions since 2017	1,823
Current population	203

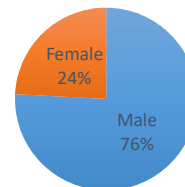
Population by gender, race, and ethnicity	
Male	154 76%
Female	49 24%
Asian	4 2%
Black	52 26%
Native American	9 4%
White	137 68%
Hispanic	8 4%
Non-Hispanic	195 96%

Population by electronic monitoring	
Electronic monitoring	44 22%
No electronic monitoring	159 78%

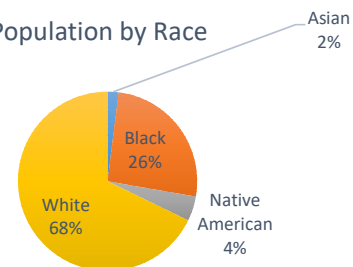
	May	Last 4 Months
Total seen at first appearance	61	277
Total eligible for pretrial program	36	168
Total approved	22	128
Percent of eligible approved	61%	76%

Monitoring closed successfully	26	80
New charge (monitoring suspended)	4	9
Failure to appear (monitoring suspended)	10	46
Failure to comply (additional conditions added by the court)	4	10

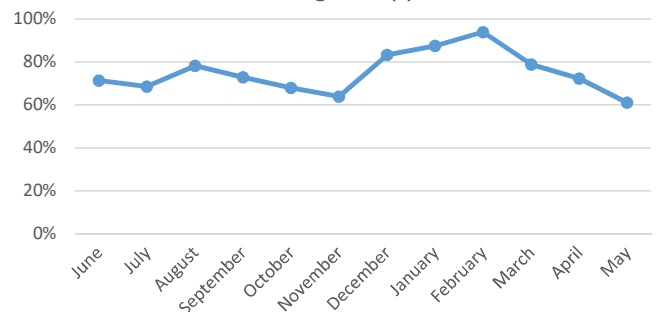
Population by Gender



Population by Race



Percent of Eligible Approved



House Arrest

In operation since October 2017, the house arrest program allows approved individuals to serve a sentence out of custody and within the community. Information is available at: <http://dgcoks.org/housearrest>.

Current population 27

Population by adult status

Adult 18 67%
 Juvenile 9 33%

Population by gender and race

Male 24 89%
 Female 3 11%
 Asian 0 0%
 Black 6 22%
 Native American 4 15%
 White 17 63%

Population by court jurisdiction

Municipal Court 5 19%
 District Court 22 81%

	May	Last 4 Months
Successfully completed	14	64
Closed due to non-compliance	1	8
Total completed	15	72
Percent successfully completed	93%	89%

Behavioral Health Court

A special court docket for people with complex behavioral health and substance abuse needs who want to participate and have been resistant to treatment. Established in 2017. Information at: <http://dgcoks.org/bhcourt>.

Current participants 15
 Successful graduates 46
 Terminations/discharges 28
 Voluntary withdrawals 12

Drug Court

Drug Court, established in 2020, seeks to reduce recidivism of individuals with a substance use disorder. Information at: <https://www.douglascountyks.org/depts/district-attorney/douglas-county-drug-court-information>

Current participants 13
 Successful graduates 6
 Terminations 5
 Voluntary withdrawals 1

Enhanced Diversion

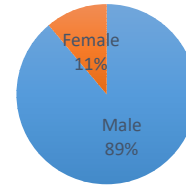
Enhanced Diversion is an alternative to incarceration program for higher-risk, higher-needs individuals, established in 2021. Participants receive support in accessing community resources and for issues such as addiction and mental illness.

Number assessed for the program 34

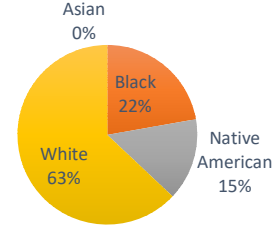
Admission status

Accepted to enhanced diversion 17 50%
 Accepted to regular diversion 11 32%
 Denied 6 18%
 Pending 0 0%

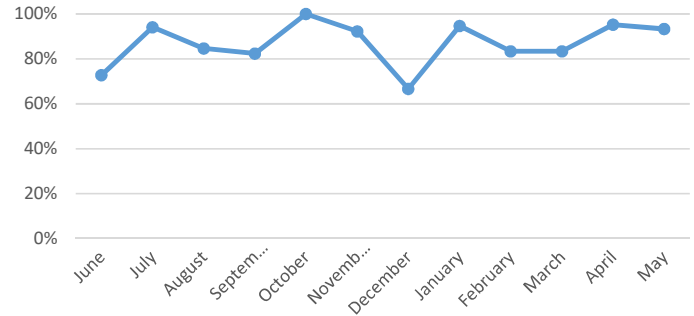
Population by Gender



Population by Race



Percent Successfully Completed



Gender, race, ethnicity of people accepted

Male	25 89%
Female	3 11%
Asian	1 4%
White	20 74%
Black	4 15%
Native American	2 7%
Hispanic	2 7%
Non-Hispanic	26 93%

Gender, race, ethnicity of people denied

Male	3 50%
Female	3 50%
White	5 83%
Black	1 17%
Hispanic	0 0%
Non-Hispanic	6 100%