

Douglas County Criminal Justice Statistics - 1/28/22

Douglas County Correctional Facility - updated each Friday

Current population 140

Population by gender, race, and ethnicity

Male	128	91%
Female	12	9%
Asian	1	1%
Black	50	36%
Native American	4	3%
White	85	61%
Hispanic	8	6%
Non-Hispanic	127	94%

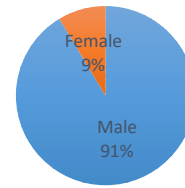
Population by county of residence

Douglas County resident	87	62%
Not Douglas County resident	53	38%

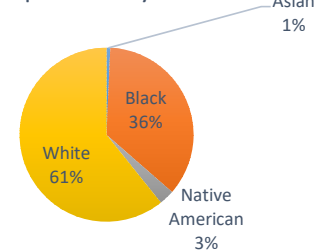
Population housed out-of-county by gender

Total	3
Male	3
Female	0

Population by Gender



Population by Race



Criminal Justice Services - updated on the first day of each month

Pretrial Release

An alternative to incarceration program established in 2017. Information is available at: <http://dgcoks.org/pretrialrelease>.

Total supervisions since 2017	1,641
Current population	184

Population by gender, race, and ethnicity

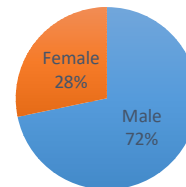
Male	132	72%
Female	52	28%
Asian	3	2%
Black	42	23%
Native American	8	4%
White	130	71%
Hispanic	12	7%
Non-Hispanic	149	93%

Population by electronic monitoring

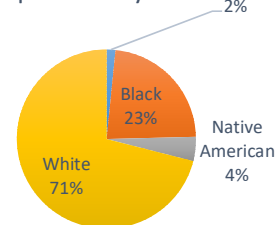
Electronic monitoring	51	28%
No electronic monitoring	133	72%

	December	Last 4 Months
Total seen at first appearance	64	257
Total eligible for pretrial program	48	146
Total approved	40	107
Percent of eligible approved	83%	73%
Monitoring closed successfully	30	84
New charge (monitoring suspended)	1	2
Failure to appear (monitoring suspended)	17	42
Failure to comply (additional conditions added by the court)	1	6

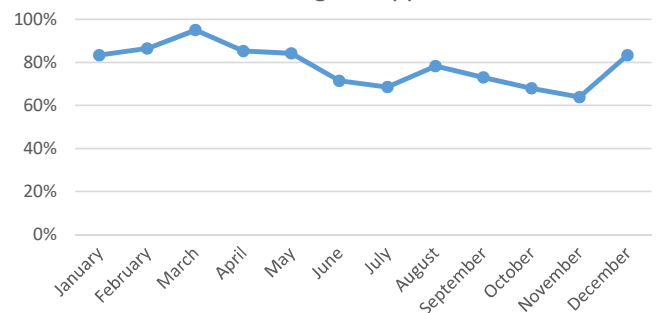
Population by Gender



Population by Race



Percent of Eligible Approved



House Arrest

In operation since October 2017, the house arrest program allows approved individuals to serve a sentence out of custody and within the community. Information is available at: <http://dgcoks.org/housearrest>.

Current population 44

Population by adult status

Adult 38 86%
 Juvenile 6 14%

Population by gender and race

Male 32 74%
 Female 11 26%

Asian 0 0%
 Black 6 14%
 Native American 2 5%
 White 35 81%

Population by court jurisdiction

Municipal Court 14 32%
 District Court 30 68%

	December	Last 4 Months
Successfully completed	4	39
Closed due to non-compliance	2	6
Total completed	6	45
Percent successfully completed	67%	87%

Behavioral Health Court

A special court docket for people with complex behavioral health and substance abuse needs who want to participate and have been resistant to treatment. Established in 2017. Information at: <http://dgcoks.org/bhcourt>.

Current participants 20
 Successful graduates 39
 Terminations 23
 Voluntary withdrawals 12

Drug Court

Drug Court, established in 2020, seeks to reduce recidivism of individuals with a substance use disorder. Information at: <https://www.douglascountyks.org/depts/district-attorney/douglas-county-drug-court-information>

Current participants 12
 Successful graduates 4
 Terminations 3
 Voluntary withdrawals 0

Enhanced Diversion

Enhanced Diversion is an alternative to incarceration program for higher-risk, higher-needs individuals, established in 2021. Participants receive support in accessing community resources and for issues such as addiction and mental illness.

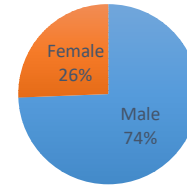
Number assessed for the program 34

Admission status

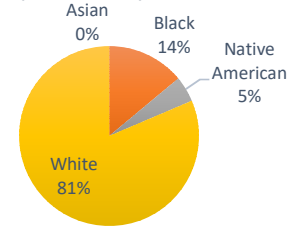
Accepted to enhanced diversion 17 50%
 Accepted to regular diversion 7 21%
 Denied 5 15%
 Pending 5 15%

Gender, race, ethnicity of people accepted

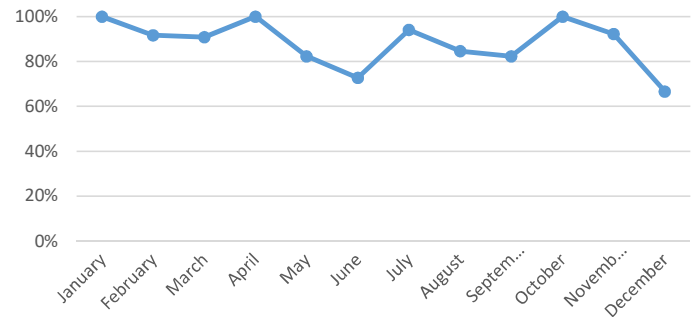
Population by Gender



Population by Race



Percent Successfully Completed



Male	21	88%
Female	3	13%
Asian	1	4%
White	19	79%
Black	3	13%
Native American	1	4%
Hispanic	2	8%
Non-Hispanic	22	92%

Gender, race, ethnicity of people denied

Male	2	40%
Female	3	60%
White	4	80%
Black	1	20%
Hispanic	0	0%
Non-Hispanic	5	100%