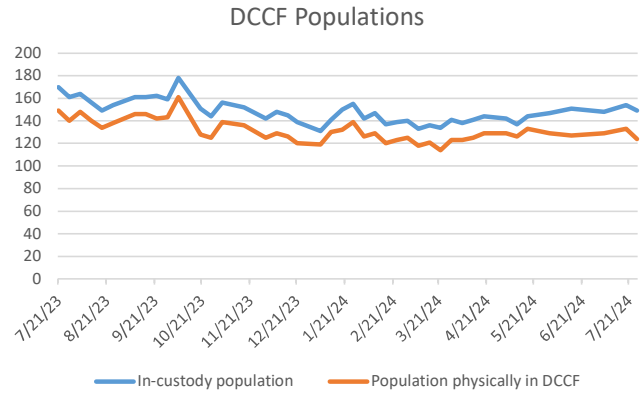
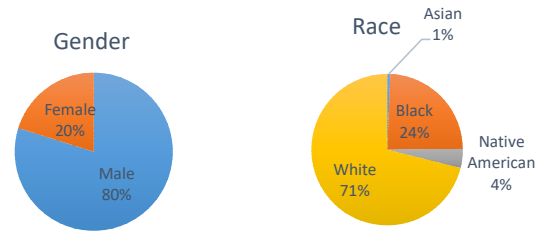


## Douglas County Criminal Justice Statistics - 7/26/24

### Douglas County Correctional Facility (DCCF) - updated each Friday

In-custody population	149
<b>In-custody population by gender, race, and ethnicity</b>	
Male	119 80%
Female	30 20%
Asian	1 1%
Black	36 24%
Native American	6 4%
White	106 71%
Hispanic	11 7%
Non-Hispanic	138 93%
<b>In-custody population by county of residence</b>	
Douglas County resident	116 78%
Not Douglas County resident	28 19%
No address (usually homeless in Dg Co)	5 3%
<b>Population housed in other county jails</b>	
Population at inpatient psychiatric and drug treatment facilities	13
Population physically in DCCF	124
Awaiting Larned/Osawat. bed for competency	10



### Criminal Justice Services - updated on the first day of each month

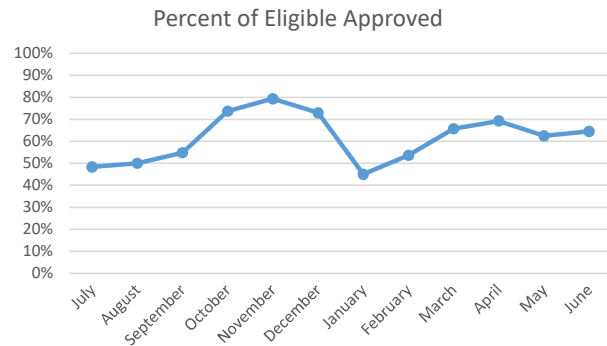
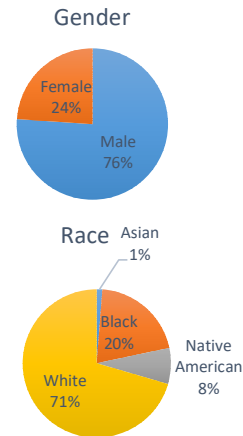
#### Pretrial Release Program

An alternative to incarceration program established in 2017. Information is available at: <https://douglascountyks.org/depts/pretrial/faq>.

Total supervisions since 2017	2,623
Current population	168
<b>Population by gender, race, and ethnicity</b>	
Male	127 76%
Female	40 24%
Asian	2 1%
Black	34 20%
Native American	13 8%
White	117 70%
Hispanic	15 9%
Non-Hispanic	153 91%

<b>Population by electronic monitoring</b>	
Electronic monitoring	35 21%
No electronic monitoring	133 79%

	June	Last 4 Months
Total seen at in-custody first appearance	56	232
Total eligible for pretrial program	32	150
Total approved for pretrial program	20	94
Percent of eligible approved	63%	63%
<b>Monitoring closed successfully</b>		
Monitoring closed successfully	20	86
New charge (monitoring suspended)	0	6
Failure to appear (monitoring suspended)	11	29
Failure to comply (additional conditions added by the court)	1	4
Percent closed successfully	63%	69%

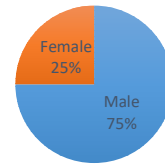


### House Arrest Program

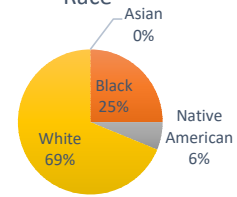
In operation since October 2017, the house arrest program allows approved individuals to serve a sentence out of custody and within the community. Information is available <http://dgcoks.org/housearrest>.

Current population	16	
<b>Population by adult status</b>		
Adult	16	100%
Juvenile	0	0%
<b>Population by gender and race</b>		
Male	12	75%
Female	4	25%
Asian	0	0%
Black	4	25%
Native American	1	6%
White	11	69%
Hispanic	1	6%
Non-Hispanic	15	94%
<b>Population by court jurisdiction</b>		
Municipal Court	7	44%
District Court	9	56%
	<u>June</u>	<u>Last 4 Months</u>
Successfully completed	9	33
Closed due to non-compliance	0	4
Total completed	9	37
<i>Percent successfully completed</i>	<i>100%</i>	<i>89%</i>

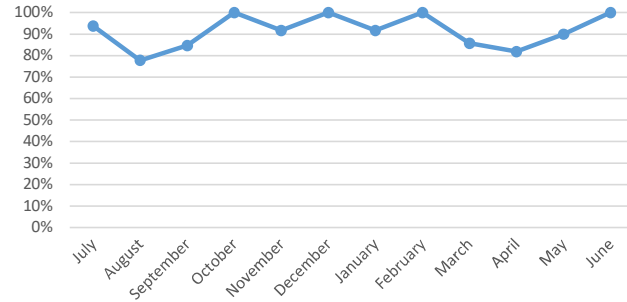
Gender



Race



Percent Successfully Completed



### Behavioral Health Court

A specialty court docket for people with complex behavioral health and substance abuse needs. Established in 2017. Information at: <https://www.dgcoks.gov/behavioral-health-court>.

Current participants	24
<u>Exits since start of program</u>	
Successful graduates	69
Terminations/discharges	39
Voluntary withdrawals and transfers	20
<i>Graduation rate</i>	<i>53%</i>

### Drug Court

Drug Court, established in 2020, seeks to reduce recidivism of individuals with a substance use disorder. Information at: <https://www.dgcoks.gov/drug-court>.

Current participants	17
<u>Exits since start of program</u>	
Successful graduates	22
Terminations	12
Voluntary withdrawals and transfers	6
<i>Graduation rate</i>	<i>55%</i>