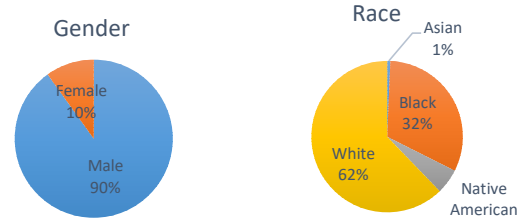


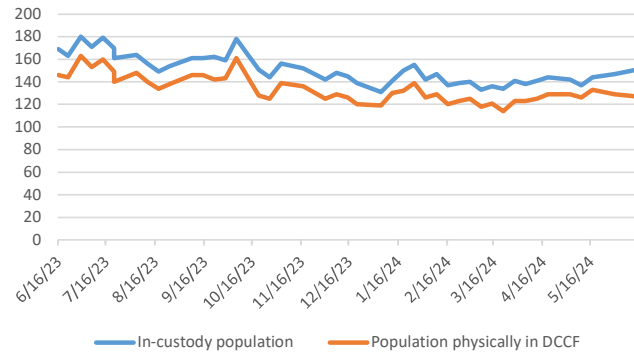
## Douglas County Criminal Justice Statistics - 6/14/24

### Douglas County Correctional Facility (DCCF) - updated each Friday

In-custody population	151
<b>In-custody population by gender, race, and ethnicity</b>	
Male	136 90%
Female	15 10%
Asian	1 1%
Black	48 32%
Native American	8 5%
White	94 62%
Hispanic	10 7%
Non-Hispanic	141 93%
<b>In-custody population by county of residence</b>	
Douglas County resident	110 73%
Not Douglas County resident	37 25%
No address (usually homeless in Dg Co)	4 3%
<b>Population housed in other county jails</b>	
Population at inpatient psychiatric and drug treatment facilities	11
Population physically in DCCF	127
Awaiting Larned/Osawat. bed for competency	5



DCCF Populations



### Criminal Justice Services - updated on the first day of each month

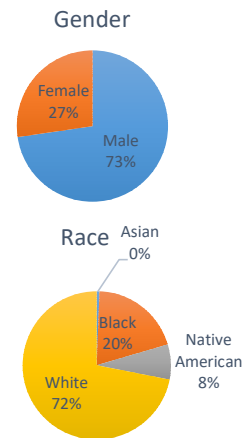
#### Pretrial Release Program

An alternative to incarceration program established in 2017. Information is available at: <https://douglascountyks.org/depts/pretrial/faq>.

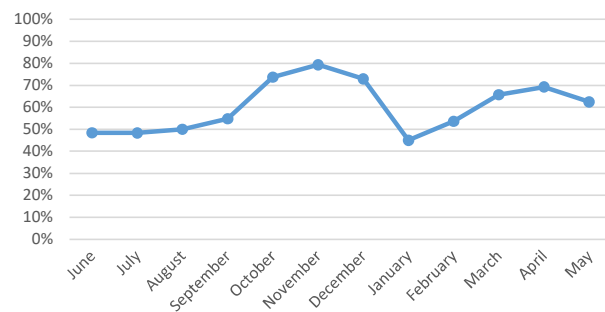
Total supervisions since 2017	2,600
Current population	173
<b>Population by gender, race, and ethnicity</b>	
Male	125 73%
Female	47 27%
Asian	1 1%
Black	34 20%
Native American	13 8%
White	123 72%
Hispanic	16 9%
Non-Hispanic	157 91%

<b>Population by electronic monitoring</b>	
Electronic monitoring	30 17%
No electronic monitoring	143 83%

	May	Last 4 Months
Total seen at in-custody first appearance	56	232
Total eligible for pretrial program	32	150
Total approved for pretrial program	20	94
Percent of eligible approved	63%	63%
<b>Monitoring closed successfully</b>		
Monitoring closed successfully	20	85
New charge (monitoring suspended)	1	6
Failure to appear (monitoring suspended)	4	23
Failure to comply (additional conditions added by the court)	3	4
Percent closed successfully	71%	72%



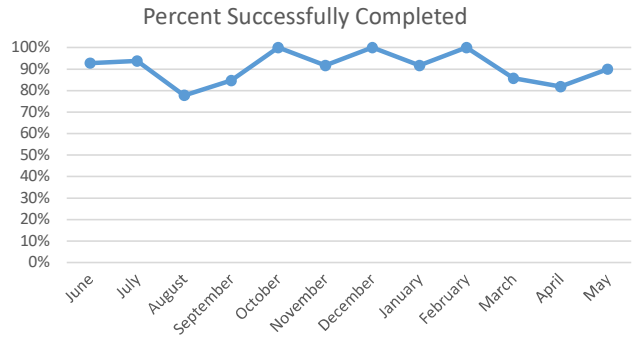
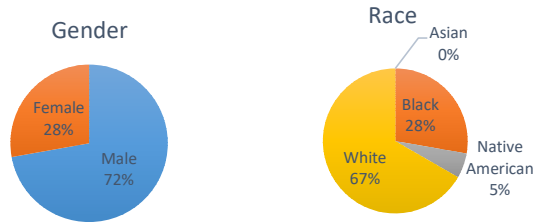
Percent of Eligible Approved



### House Arrest Program

In operation since October 2017, the house arrest program allows approved individuals to serve a sentence out of custody and within the community. Information is available <http://dgcoks.org/housearrest>.

Current population	18
<b>Population by adult status</b>	
Adult	18 100%
Juvenile	0 0%
<b>Population by gender and race</b>	
Male	13 72%
Female	5 28%
Asian	0 0%
Black	5 28%
Native American	1 6%
White	12 67%
Hispanic	1 6%
Non-Hispanic	17 94%
<b>Population by court jurisdiction</b>	
Municipal Court	8 44%
District Court	10 56%
	<u>May</u> <u>Last 4 Months</u>
Successfully completed	9            33
Closed due to non-compliance	1            4
Total completed	10          37
<i>Percent successfully completed</i>	<i>90%</i> <i>89%</i>



### Behavioral Health Court

A specialty court docket for people with complex behavioral health and substance abuse needs. Established in 2017. Information at: <https://www.dgcoks.gov/behavioral-health-court>.

Current participants	20
<u>Exits since start of program</u>	
Successful graduates	69
Terminations/discharges	39
Voluntary withdrawals and transfers	20
<i>Graduation rate</i>	<i>53%</i>

### Drug Court

Drug Court, established in 2020, seeks to reduce recidivism of individuals with a substance use disorder. Information at: <https://www.dgcoks.gov/drug-court>.

Current participants	13
<u>Exits since start of program</u>	
Successful graduates	22
Terminations	12
Voluntary withdrawals and transfers	6
<i>Graduation rate</i>	<i>55%</i>