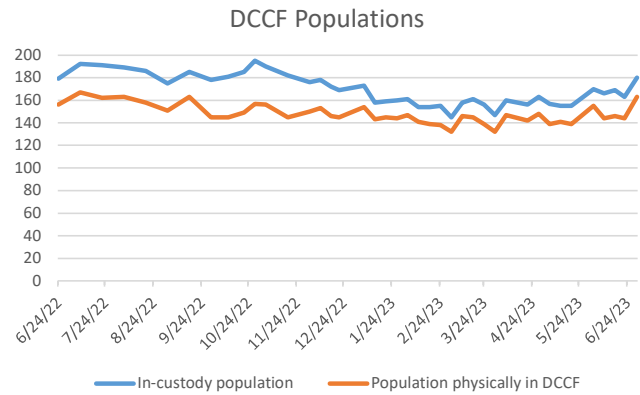
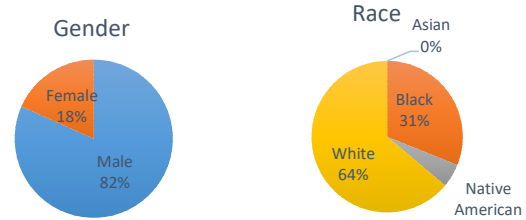


## Douglas County Criminal Justice Statistics - 6/30/23

### Douglas County Correctional Facility (DCCF) - updated each Friday

In-custody population	180
<b>In-custody population by gender, race, and ethnicity</b>	
Male	147 82%
Female	33 18%
Asian	0 0%
Black	56 31%
Native American	9 5%
White	115 64%
Hispanic	12 7%
Non-Hispanic	168 93%
<b>In-custody population by county of residence</b>	
Douglas County resident	127 71%
Not Douglas County resident	43 24%
No address (usually homeless in Dg Co)	10 6%
<b>Population housed in other county jails</b>	
Population at inpatient psychiatric and drug treatment facilities	11
Population physically in DCCF	163
Awaiting Larned/Osawat. bed for competency	8



### Criminal Justice Services - updated on the first day of each month

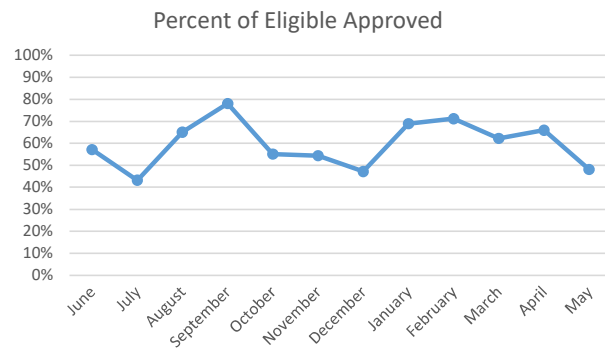
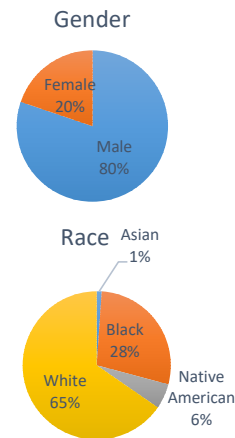
#### Pretrial Release Program

An alternative to incarceration program established in 2017. Information is available at: <https://douglascountyks.org/depts/pretrial/faq>.

Total supervisions since 2017	2,211
Current population	182
<b>Population by gender, race, and ethnicity</b>	
Male	146 80%
Female	36 20%
Asian	2 1%
Black	51 28%
Native American	10 5%
White	119 65%
Hispanic	10 5%
Non-Hispanic	172 95%

<b>Population by electronic monitoring</b>	
Electronic monitoring	50 27%
No electronic monitoring	132 73%

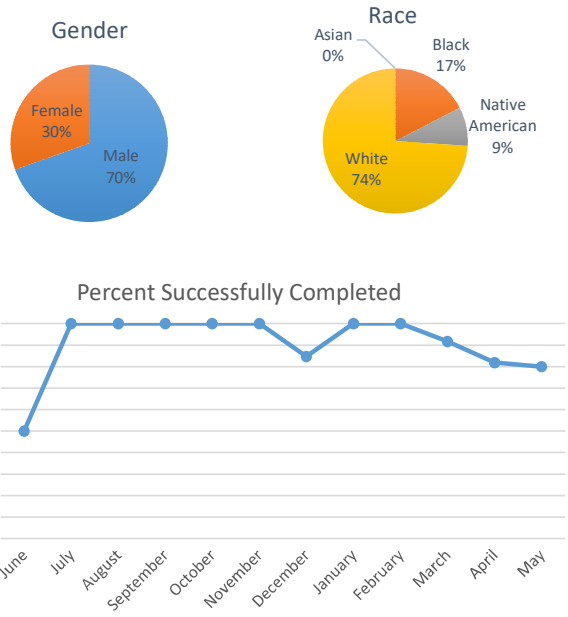
	May	Last 4 Months
Total seen at in-custody first appearance	68	244
Total eligible for pretrial program	52	186
Total approved for pretrial program	25	114
Percent of eligible approved	48%	61%
Monitoring closed successfully	15	85
New charge (monitoring suspended)	0	1
Failure to appear (monitoring suspended)	11	46
Failure to comply (additional conditions added by the court)	0	0
Percent closed successfully	58%	64%



### House Arrest Program

In operation since October 2017, the house arrest program allows approved individuals to serve a sentence out of custody and within the community. Information is available <http://dgcoks.org/housearrest>.

Current population	23	
<b>Population by adult status</b>		
Adult	22	96%
Juvenile	1	4%
<b>Population by gender and race</b>		
Male	16	70%
Female	7	30%
Asian	0	0%
Black	4	17%
Native American	2	9%
White	17	74%
Hispanic	2	9%
Non-Hispanic	21	91%
<b>Population by court jurisdiction</b>		
Municipal Court	8	35%
District Court	15	65%
	<u>May</u>	<u>Last 4 Months</u>
Successfully completed	8	40
Closed due to non-compliance	2	5
Total completed	10	45
<i>Percent successfully completed</i>	<i>80%</i>	<i>89%</i>



### Behavioral Health Court

A specialty court docket for people with complex behavioral health and substance abuse needs. Established in 2017. Information at: <http://dgcoks.org/bhcourt>.

Current participants	23	
<u>Exits since 2017:</u>		
Successful graduates	55	
Terminations/discharges	32	
Voluntary withdrawals and transfers	18	
<i>Graduation rate</i>	<i>52%</i>	

### Drug Court

Drug Court, established in 2020, seeks to reduce recidivism of individuals with a substance use disorder. Information at: <https://www.douglascountyks.org/depts/district-attorney/douglas-county-drug-court-information>

Current participants	13	
<u>Exits since 2020:</u>		
Successful graduates	14	
Terminations	9	
Voluntary withdrawals and transfers	5	
<i>Graduation rate</i>	<i>50%</i>	